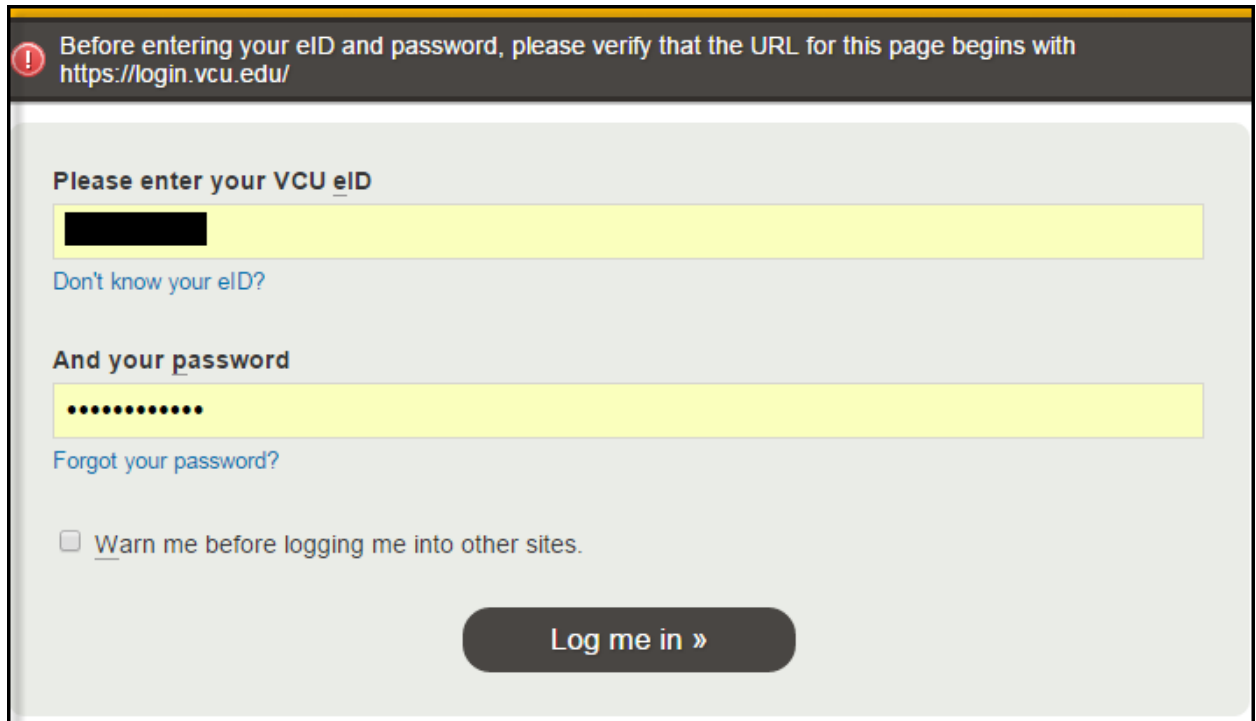


Step By Step Instructions:  
Logging into Degree Works (for Students)

- Log into my.vcu.edu



Before entering your eID and password, please verify that the URL for this page begins with <https://login.vcu.edu/>

Please enter your VCU eID

Don't know your eID?

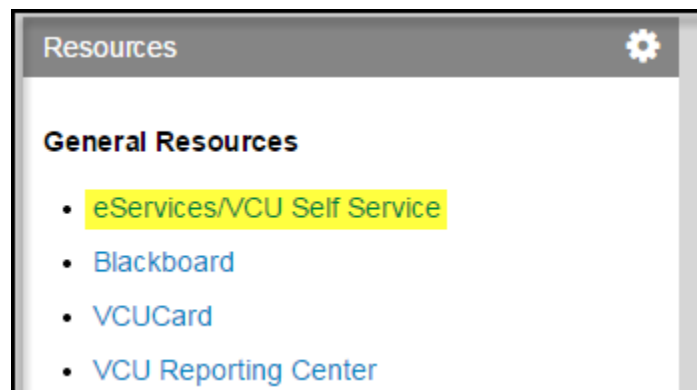
And your password

Forgot your password?

Warn me before logging me into other sites.

Log me in »

- On the right side of the screen there is a “Resources” section. Select eServices/VCU Self Service.



- Once in eServices select the “Student” tab located at the top of the screen.
- Select the “DegreeWorks” option from those listed.

[Personal Information](#) **Student** [Financial Aid](#)

[RETURN TO MENU](#) [SITE MAP](#) [HELP](#) [EXIT](#)

## Student

**All students are required to read and agree to Bulletins. Further, all students agree to abide by agency policies.**

### [Course Evaluations](#)

Faculty evaluations for courses that end after November 19, 2012. [Please visit this page](#) for more information (Center for Teaching and Learning)

### [Registration](#)

Check your registration status, class schedule and add or drop

### [Student Records](#)

View your holds, grades and transcripts; order copies of your records

### [Student Account](#)

View your account summaries, statement/payment history and

### [DegreeWorks](#)

DegreeWorks detailed requirements for undergraduate program

**RELEASE: 8.7**

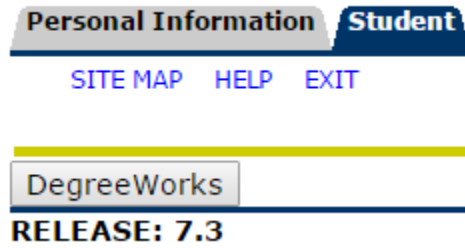
© 2015 Ellucian Company L.P. and its affiliates



# VCU

VIRGINIA COMMONWEALTH UNIVERSITY

- Click on "DegreeWorks".



- Degree Works will open in a separate tab or window in your browser, and will default to your academic audit.

The screenshot displays the Virginia Commonwealth University DegreeWorks interface. At the top, the VCU logo and name are visible. Below the header, there are navigation links for 'Back to Self-Service', 'FAQ', and 'Help'. A student information table is shown with fields for V Number, Name, Degree (BA), Major (History), Classification (Senior), and Last Audit (06/30/2015). Below this, there are buttons for 'Audits', 'GPA Calc', and 'Format: Student View'. A 'View' button and a 'Save as PDF' button are also present. The interface includes a 'What If' section, a 'Look Ahead' section, and a 'Legend' section with a 'Complete' checkbox. A table titled 'Student View' provides details about the student's college (Humanities and Sciences), degree (Bachelor of Arts), major (History), matriculation term (BA-HIS~Fall 2005), and effective catalog (BA-HIS~Fall 2005). A 'Degree Progress' section shows 'Requirements' at 0%.

V Number	Name	Degree	Major	Classification	Last Audit
[Redacted]	[Redacted]	BA	History	Senior	06/30/2015

Student	College
[Redacted]	Humanities and Sciences
V Number	Degree
[Redacted]	Bachelor of Arts
Classification	Major
Senior	History
Matriculation Term	Concentration
BA-HIS~Fall 2005	
Effective Catalog	Minor
BA-HIS~Fall 2005	

Requirements: 0%